

Technical Data Plan View

Dimensions

Exterior Dimensions (Inches)	29" x 32.2" x 82.4"
Capacity (cu. ft.)	21 cu. ft.
Ship Weight (lbs)	322 lbs

Construction

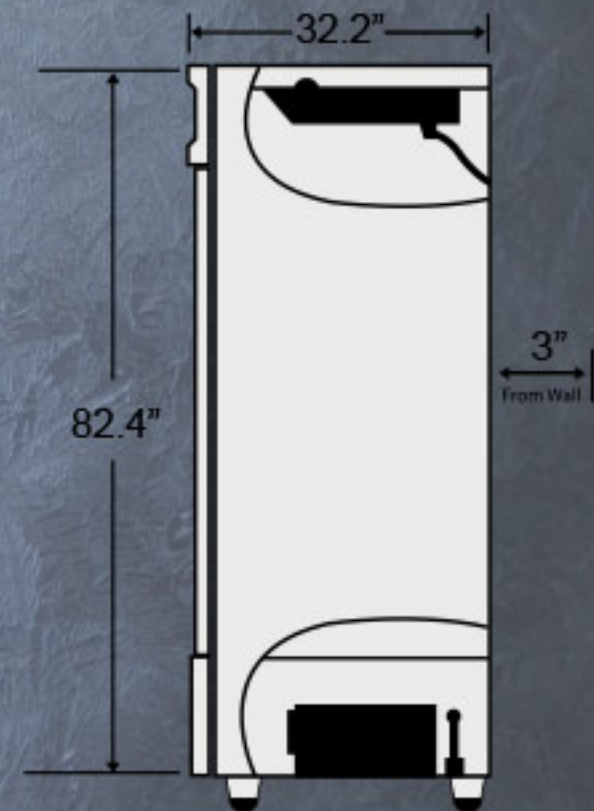
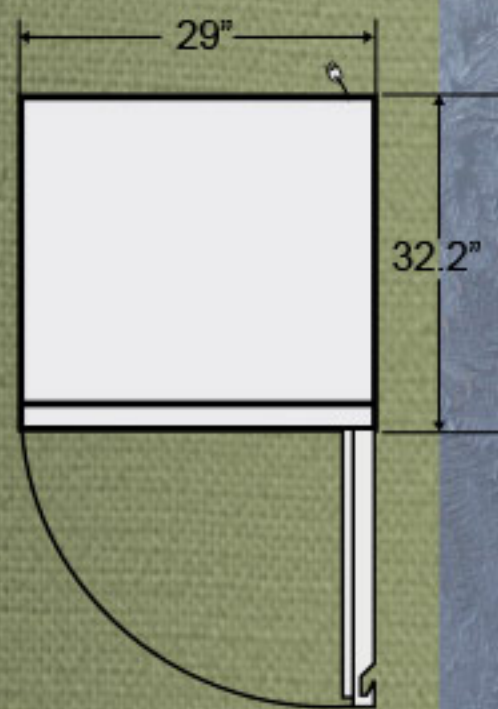
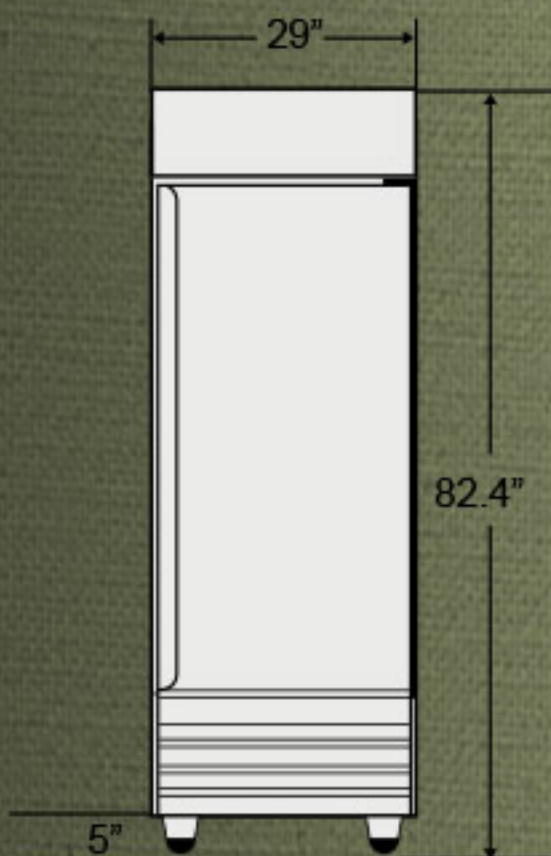
Exterior Material	430 series stainless steel
Interior Material	Plastic
Insulation Material	Polyurethane
Insulation Thickness (mm)	60
# of Doors	1
# of Shelves	3
Shelf Material	Plastic coated steel
Shelf Load Capacity (lbs/pc)	155 lbs
Plug Type	NEMA 5-15P
cETLus	
NSF	

Cooling

Temperature Range	-8° ~ -1° F
Refrigerant	R-404A
Refrigerant Amount (oz)	13.4
Maximum Ambient Temperature Rating	90° F
Defrost Method	Electric Defrost
Defrost Power (W)	630
Cooling Method	Ventilated
Temperature Controller	Digital
Compressor H/P	1/2

Electrical

Voltage (v/Hz)	115/60
Power (W)	650
Power Consumption (kw/24hr)	6.2
Phase	1



NEMA 5-15P



COMPLIES WITH ANSI/NSF 7
FOR FOOD SERVICE