

Technical Data

Plan View

Dimensions

Exterior Dimensions (Inches)	23.5" x 21.5" x 40"
Interior Dimensions (Inches)	17.8" x 14.2" x 26.8"
Packaging Dimensions (Inches)	26.8" x 23.6" x 42.7"
Net Volume (cu. ft.)	4 cu. ft.
Net Weight	110 lbs
Gross Weight	118.8 lbs

Construction

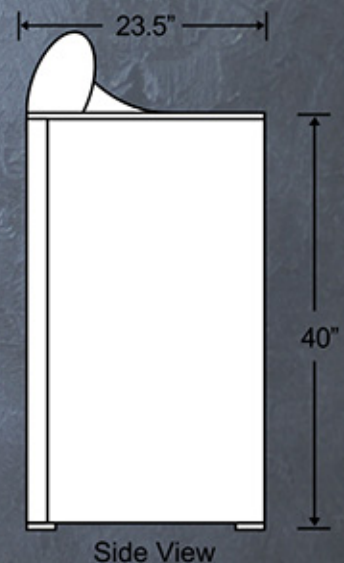
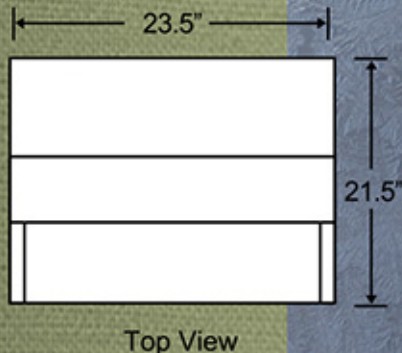
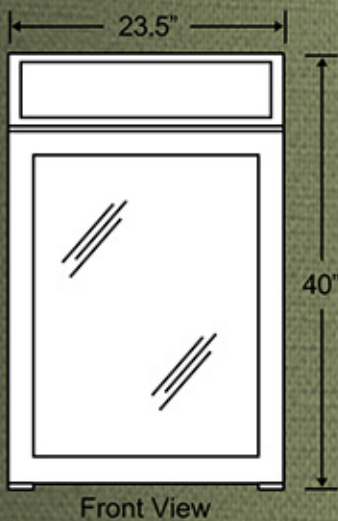
Exterior Material	Painted steel
Liner Material	Painted Aluminum
Door/Lid Material	Glass Door
Insulation Material	Cyclopentane
# of Doors	1
Self Closing Door	Yes
Lock Mounted	No
# of Shelves	3
Feet	4
Top + Interior Lighting	LED
Shelf Material	Plastic coated steel
Shelf Load Capacity	13.2 lbs

Cooling

Temperature Range	-13° - 5° F
Refrigerant	R290a
Maximum Ambient Temperature Rating	
Defrosting	Manual
Temperature Display	Yes
Temperature Controller	Digital
Cooling System	Cold Wall
Compressor H/P	1/4
Climate Rating (F)	90

Electrical

Voltage (v/Hz)	115/60
Connection Rating Amps	1.8
Plug Type	5-15p



NEMA 5-15

